

L'ORÉAL  
PROFESSIONNEL  
PARIS

Eva Green  
L'Oréal Professionnel's  
International Spokesperson

# Sombré MOCHA BROWNS

by

# INOA

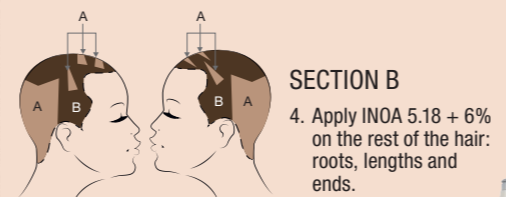
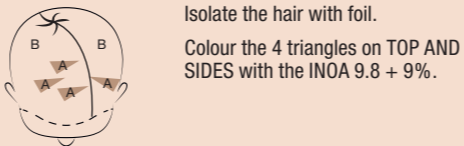
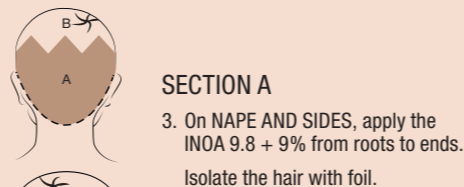
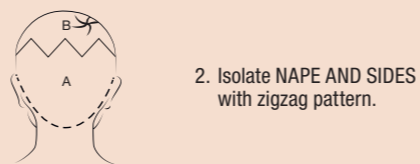
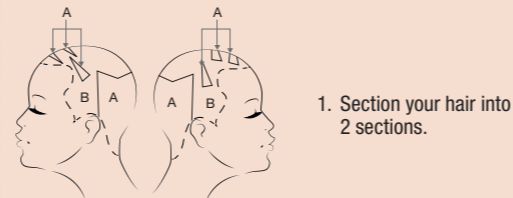
HAIR COLOUR FOR THE MOST SENSITIVE SCALP  
ODOURLESS . NO AMMONIA . OPTIMAL SCALP COMFORT

Only your hairdressers can *customise*  
your INOA colours

## Sunkissed WAVES

Worn by Eva Green

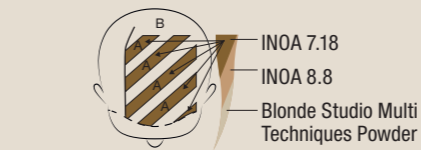
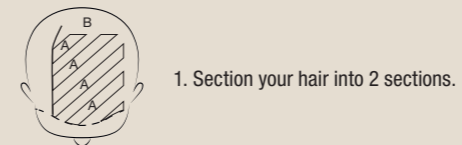
INOA 9.8 INOA 5.18



After 35 minutes, emulsify the nape and sides and rinse with INOA Post Shampoo 1500ml.

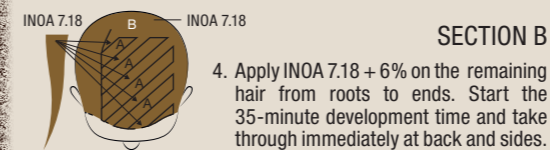
## Sensual BOB

INOA 7.18 INOA 8.8



It is recommended to use the Balayage glove for a free hand natural blending result, otherwise, please use your regular application method.

3. Isolate the hair in Section A with foil.

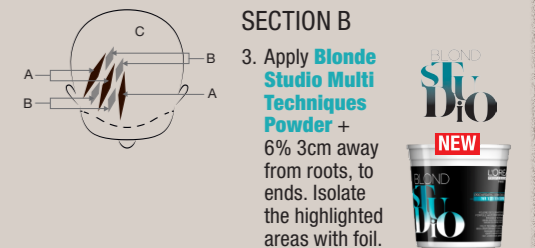
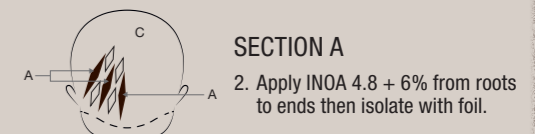
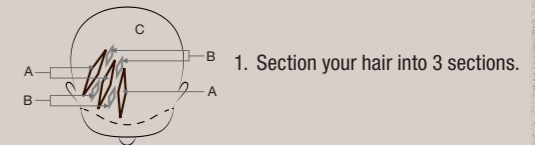


After 35 minutes, emulsify the nape and sides and rinse with INOA Post Shampoo 1500ml.

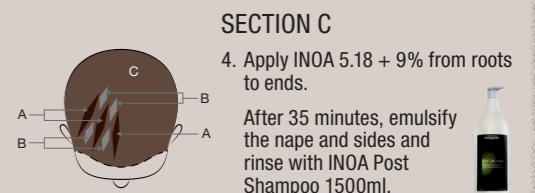
5. Final outcome.

## Babylights PIXIE

INOA 4.8 INOA 5.18



It is recommended to use the Balayage glove to apply the product for easy control of the lightening mixture.



Hair colours on the illustrations are only indicative and do not depict the actual shades.

NEW

« Multi-Techniques 8 » Powder

BLOND  
Studio  
Dio

### FEATURES

- Multi-techniques lightening powder
- High performance formula
- Enriched with Pro-Keratin
- Low odour technology
- Balayage & without-foil techniques

Up to  
8  
Levels

Up to  
50 min

### BENEFITS

- Non volatile texture
- High adherence

### HOW TO USE?

	MIXING RATION			OXIDANT ALLOWED		
	1+1	1+2	1+3	6%	9%	12%
Without foil	Green	Yellow	Red	Blue	Purple	Orange
With foil	Green	Yellow	Red	Blue	Purple	Red X

GLOBAL APPLICATION*	WITH FOIL	WITHOUT FOIL	FREE-HANDS
Can be used for Global application but oxidant should not exceed 6%	★★★★	★★★★	★★

If scalp condition is sensitive, it is advisable to start application 1 cm away from scalp.

### GOLDEN RULES OF SAFETY FOR BLEACHING

Wear suitable disposable gloves for the mixing the application and the removing of the product.

GLOBAL APPLICATION*	WITH FOIL HIGHLIGHTS	WITHOUT FOIL / FREEHANDS
	Use with 6% or maximum 9% oxidant	Use with 6% or maximum 9% oxidant
	6% 9% 12%	6% 9% 12%
	Blue Purple Red X	Blue Purple Orange
	Do not use heat	
	Do not exceed 50 minutes development time	
	Do not tie hair up	

NEW

The **Sunshine** Balayage Glove Technique

The most sought-after highlight technique. It eliminates backcombing of hair to lessen hair sensitization, while creating a seamless lightening effect from roots to tips.

This technique creates a new highlight effect uniquely different from the classical ombré service. The glove is made up of heavily textured fleece which allows the product to be deposited gradually. The soft and progressive deposit of the product on the hair produces the **effect of the Sun**.

### HOW TO USE?

- Take some of the blonde studio mixture, spread it on the Balayage gloves with your other hand.
- Using a colour brush, dab an amount of the bleaching mixture onto the other hand with the regular glove.
- Take some of the mixture from the hand with the regular glove, using the balayage glove, start from the roots area and apply the bleaching mixture gently on the hair. Begin with a small quantity of the mixture and build up if necessary.
- Use the glove to apply the mixture to rest of her hair, handcrafting it across her entire head. Rinse and shampoo.

\*Global application – advisable to use the mildest oxidant depending on individual's sensitivity of scalp.

L'ORÉAL  
PROFESSIONNEL  
PARIS

Eva Green  
欧莱雅专业美发国际代言人

# Sombré MOCHA BROWNS

摩卡棕色 柔和渐层染

源自

# INOA

适合最敏感头皮的发色  
无气味。无氨。最佳头皮舒适感

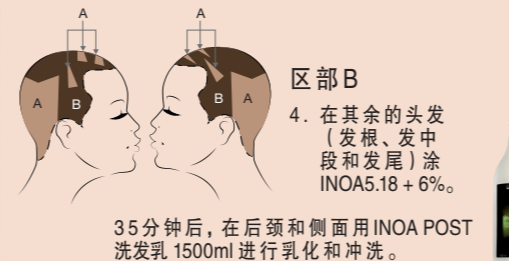
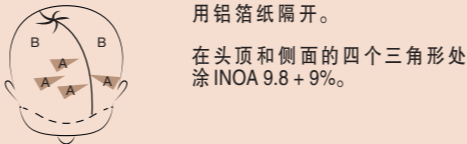
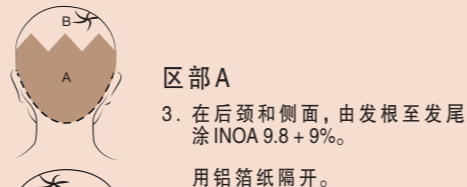
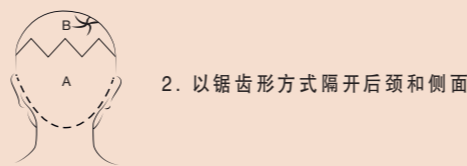
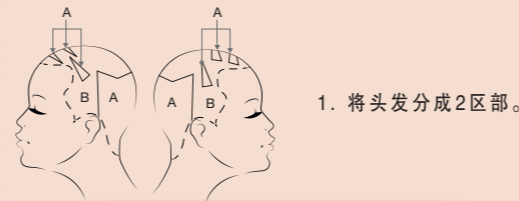
只有您美发师能为您量身打造  
属于您的INOA发色

### Sunkissed WAVES

阳光之吻波浪卷

Eva Green 染的发彩

INOA 9.8    INOA 5.18

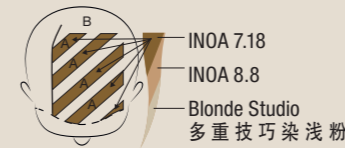


图片的发色仅供参考，不是真正的发彩。

### Sensual BOB

性感鲍勃头

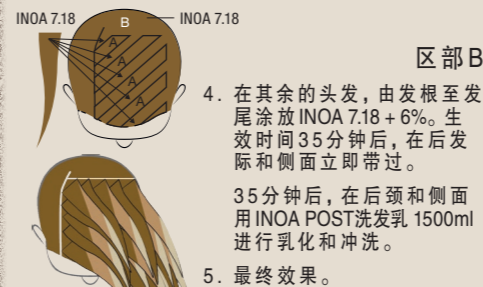
INOA 7.18    INOA 8.8



SECTION A  
2. 在发根、发中段和发尾以交替与逐渐减少方式挑染。用3种 INOA 色调：INOA 7.18 + 6%，INOA 8.8 + 9% 和 Blonde Studio 多重技巧染浅粉 + 9%。

为了以徒手方式取得自然融合的效果，建议您使用法式挑染手套。否则，请用您平时的涂抹方法。

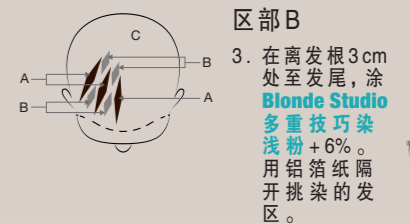
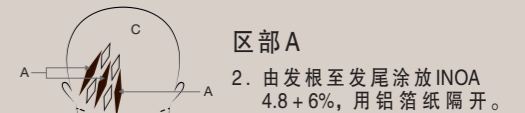
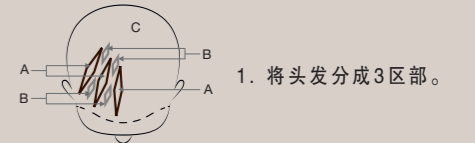
3. 用铝箔纸隔开区部A。



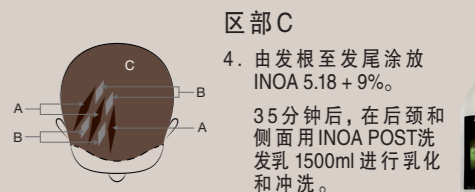
### Babylights

PIXIE 幼细染短发

INOA 4.8    INOA 5.18



为了易于控制染浅混合物，建议您使用法式挑染手套涂放产品。



崭新

« 多重技巧8 » 染浅粉

BLOND  
Studio  
Dio

特征  
▪ 多重技巧染浅粉  
▪ 高效配方  
▪ 富含角蛋白  
▪ 少气味  
▪ 法式挑染和无铝箔纸技巧

高达  
8  
度

长达  
50分钟

益处  
▪ 质感均匀  
▪ 高粘附性

如何使用？

	混合比例			氧化剂用量		
	1+1	1+2	1+3	6%	9%	12%
无铝箔纸	●	●	●	●	●	●
有铝箔纸	●	●	●	●	●	✗

全头染*	有铝箔纸	无铝箔纸	徒手
可全头染，但氧化剂不可以超过6%	★★★★	★★★★	★★

建议敏感头皮者，须离头皮1cm处进行涂放。

漂发的重要安全规则

在混合和去除产品时，须带上一一次性手套

全头染*	有铝箔纸挑染	无铝箔纸 / 徒手
用6%或不超过9%的氧化剂	●	●
6%    9%    12%	●    ●    ✗	●    ●    ●
不可使用热能		
生效时间不可以超过50分钟		
不可以绑头发		

崭新

阳光 Balayage 法式挑染手套技术

极受欢迎的挑染技巧。无须将头发往后梳，因此不但能减少对头发的伤害，也可让由发根至发尾打造出完美的染浅效果。

如何使用？

- 用普通手套取出一些 Blonde Studio 混合物，分布在法式挑染手套上。
- 采用染发刷将一些漂白混合物放在普通手套上。
- 在普通手套上取出一些混合物。以法式挑染手套从发根和地涂放漂白混合物。从少量开始，若有需要，可逐渐增加。
- 用手套将混合物涂放于其余的头发上，随意涂放于全头。用洗发乳冲洗。

\*全头染：建议按各人的头皮敏感度而决定使用最温和的氧化剂。